

Technical Specification - FilterShield®1500



FilterShield

APPLICATIONS

- Food Preparation Sinks
- Coffee Machines
- Potato Rumlbers
- Mop Sinks

FLOW RATES

- Maximum Flow Rate 1.5 Litres Per Second

STANDARD FEATURES & FUNCTIONS

- Heavy Duty, large capacity solids separation.
- A pull-out drawer gives access to the internal interchangeable filter basket from the front
- Adjustable feet for self levelling and cleaning
- Provided with FlexiPlumb connection fittings to allow for misalignment of plumbing.
- De-waters all solid contaminants reducing BOD
- Odour Free
- No Power supply required.
- No replaceable membrane filters required

SUPPLIED WITH

- 2"/54mm FlexiPlumb Running Trap
- 1½"/40mm FlexiPlumb Straight Connector
- 2"/54mm FlexiPlumb Straight Connector

Plumbing Connections

Inlet 1" ½/40mm
Outlet 2"/54mm

Interchangeable Filter Basket

- 24L (5.3 Gal) Solids Capacity
- 4-Way Manifold Inlet for even solids distribution
- 4mm hole diameter for small solids retention



Product Certifications



Industry Certifications



Members of



ISO Certifications



Environmental
Products and Services Ltd

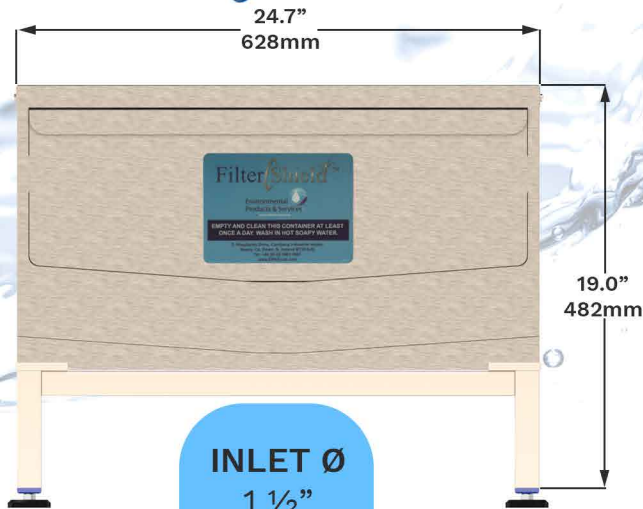
Award Winning Technology

V1 20/03/2018

Web: www.epas-ltd.com
Tel(GB): +44 (0) 161 477 5555
Tel(NI): +44 (0) 28 3083 3081
Email: info@epas-ltd.com

Technical Specification - FilterShield®1500

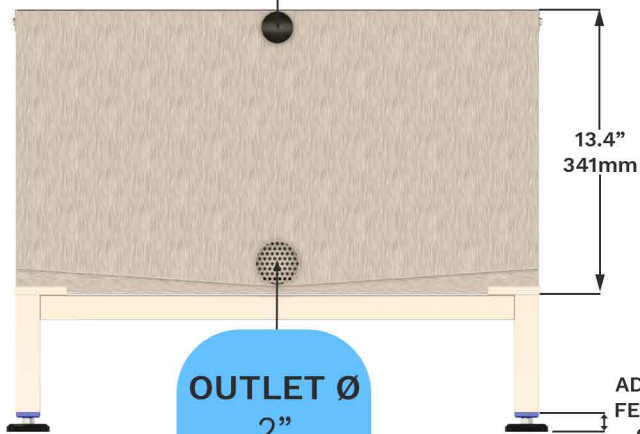

FilterShield



INLET Ø
1 ½"
40mm


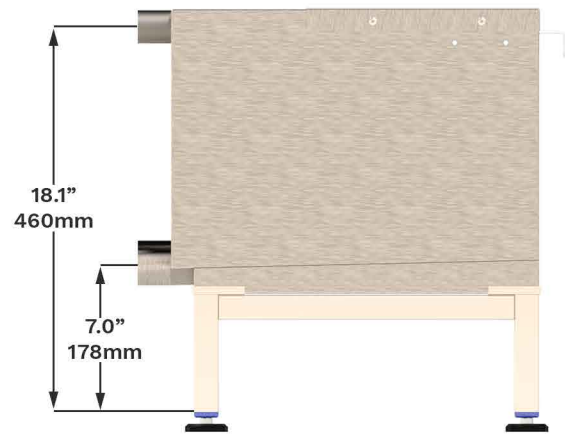


SPACE REQUIRED FOR FILTER BASKET REMOVAL



OUTLET Ø
2"
54mm

ADJUSTABLE FEET HEIGHT
0.6 - 5.7"
15 - 145mm



Environmental
Products and Services Ltd

Award Winning Technology

V1 20/03/2018

Web: www.epas-ltd.com
Tel(GB): +44 (0) 161 477 5555
Tel(NI): +44 (0) 28 3083 3081
Email: info@epas-ltd.com