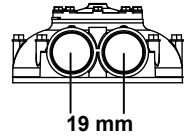


CC 208c



System Components

Media Vessel (qty) Size (2) 203 x 432 mm
 Media Vessel Construction Fiberglass Wrapped Engineered Plastic
 Empty Bed Volume 11 liters
 Media Type Uniform Bead Cation Resin
 Media Volume 11 liters
 Bed Depth Packed
 Free Board None
 Riser Tube 25 mm CPVC
 Distributor Upper 0.30 mm Slots, Engineered Plastic Basket
 Lower 0.23 mm Slots, Stainless Steel Flat Plate
 Under bedding None
 Regeneration Control Non-electric Use Meter
 Regeneration Type Countercurrent
 Meter Type 1.1 - 94.6 lpm Polypropylene Turbine

Inlet Water Quality

Pressure Range 1 – 8.6 bar Dynamic Pressure
 Temperature Range 2 – 70° C
 Temperature (Continuous) 65° C
 pH Range 5 – 10 SU
 Free Chlorine Cl₂ (Max.) 2.0 mg/l
 Hardness as CaCO₃ (Max.) 684 mg/l

Operating Specs

Flow Range (15 / 30 psig) 38.6 – 62.1 lpm
 Flow Configuration Alternating
 Dimensions (width x depth x height) 508 x 559 x 711 mm
 Weight (Operating / Shipping) 100 / 45 kg

Connections

Inlet / Outlet Connections Custom Adapter and Bracket
 Drain Connection 0.5" Tube
 Brine Line Connection 0.375" Tube (internal)
 Overflow Connection 0.5" Tube
 Power None

System Part Numbers

CC 208c, Compact Cabinet Softener, with Wheels 11500

Brine Tank Options

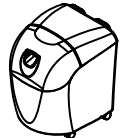
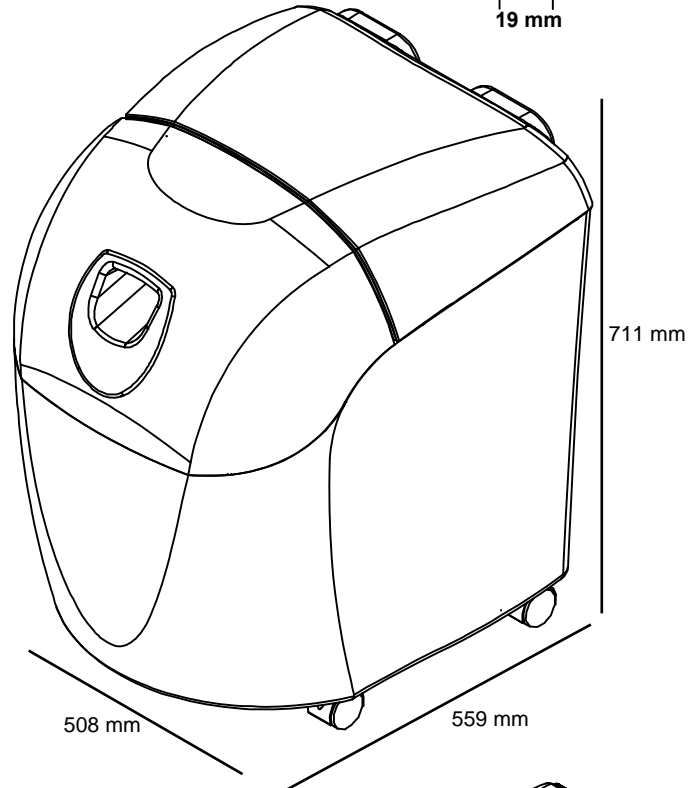
Tank Description CC 208 Cabinet
 Tank Height 711 mm
 Tank Footprint 508 x 559 mm
 Material HDPE
 Salt Capacity 45 kg

Regeneration Specifications

Regeneration Volume 53 liters
 Regeneration Time 11 minutes
 Backwash Flow Control 5.3 lpm
 Brine Refill Flow Control 1.5 lpm

Setting	Capacity	Efficiency	Dosing	Meter Disc
0.45 kg	265 grams	584 grams/kg	0.04 kg/l	
0.64 kg	312 grams	491 grams/kg	0.06 kg/l	

Liters/Regeneration:
Flow (lpm) during regeneration (@1 Δ bar):



Disc Selection

(Compensated Hardness*)

1	2	3	4	5	6	7	8
68	154	239	325	393	462	513	599
86	188	291	376	462	547	599	684
2,771	1,385	924	693	554	462	396	346
39	39	39	39	39	31	25	21

*Compensated hardness in mg/l = Hardness + (51 x Fe in mg/l)

Operating Profile

Softener shall remove hardness to less than 8 mg/l when operated in accordance with the operating instructions. The system shall include two tanks. This duplex configuration shall operate with one tank on-line during service. During regeneration cycles, one tank shall provide water to service and to the regenerating tank. A water meter shall initiate system regeneration. The water meter shall measure the processed volume and be adjustable. Service flow shall be down-flow and regeneration flow shall be up-flow.

Regeneration Control Valve

The regeneration control valve shall be top mounted (top of media tank), and manufactured from non-corrosive materials. Control valve shall not weigh more than four pounds. Control valve shall provide service and regeneration control for two media tanks. Inlet and outlet ports shall accept a quick connect, double o-ring sealed adapter. Interconnection between tanks shall be made through the regeneration valve with a quick connect adapter. Control valve shall operate using a minimum inlet pressure of 1 bar. Pressure shall be used to drive all valve functions. No electric hook-up shall be required. Control valve shall incorporate four operational cycles including; service, brine draw, slow rinse, and a combined fast rinse and brine refill. Service cycle shall operate in a down-flow direction. The brine cycle shall flow up-flow, opposite the service flow, providing a countercurrent regeneration. Control valve shall contain a fixed orifice eductor nozzle and self-adjusting backwash flow control. The control valve will prevent the bypass of hard water to service during the regeneration cycle.

Media Tanks

The tanks shall be designed for a maximum working pressure of 8.6 bar and hydrostatically tested at 41 bar. Tanks shall be made of engineered plastic with a 2.5 in. threaded top opening. Each tank shall be NSF approved. Upper distribution system shall be of a slot design. Lower distribution system shall be of a flat plate design. Distributors will provide even flow of regeneration water and the collection of processed water.

Conditioning Media

Each softener shall include uniform bead cation resin having a minimum exchange capacity of 68.6 grams/liter when regenerated with 0.24 kg/liter. The media shall be solid, of a proper particle size and shall contain no plates, shells, agglomerates or other shapes, which might interfere with the normal function of the water softener.

Brine System

A combination salt storage and brine production tank shall be manufactured of corrosion resistant, plastic. The brine tank shall have a chamber to house the brine valve assembly. The brine float assembly shall allow for adjustable salt settings and shall provide for a shut-off to the brine refill. The brine tank shall include a safety overflow connection to be plumbed to a suitable drain.